


6004RA3645

AHC-MS Plunge spindle drive



Bosch DC motors with spindle drive are the ideal solution for industrial applications where space is at a premium. The linear drives with high power density are characterized by robustness, durability and precise positioning.

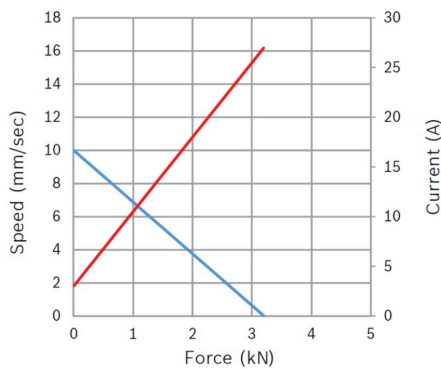
- **Degree of protection:** IP 50
- **Operating mode:** S2 - S3
- **Linear movement**
- **Nominal voltage:** 12 V

[Contact us!](#)



Product information

Technical data and characteristic curve



Nominal power (W): 2,7

Nominal current (A): 5

Nominal force (kN): 0,3

Maximum force (kN): 3,2

Speed (mm/s): 9

Stroke (mm): 34,7

Hall Sensor: Ja

Product images and pictures are for demonstration purposes only, the actual product may differ from the picture shown. The quotation drawing is binding.

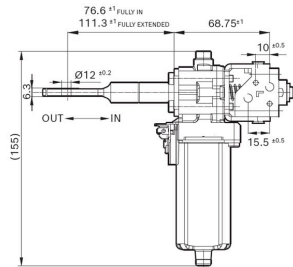
Robert Bosch GmbH, Auf der Breit 4, 76227 Karlsruhe, Germany www.bosch-ibusiness.com



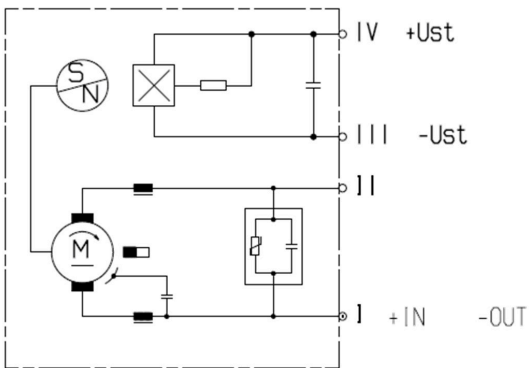
Dimensions

Please contact us if you would like a 3D model

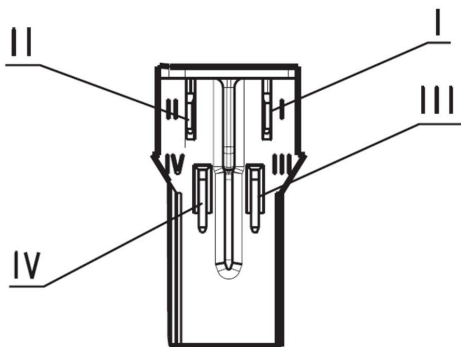
[Contact us](#)



Circuit diagram



Connector



Housing:

TE 968182-1

Locking:

TE 968183-1

PIN:

TE JPT 927768-1 (x2)

TE MT III 968052-1 (x2)



Features and benefits

- Linear positioning system: for precise adjustment tasks
- Production in accordance with high automotive quality guidelines: for proven quality, high reliability and a long service life
- Also available with Hall sensor: for position and direction of rotation detection
- Operating mode S2 or S3: suitable for short-term or intermittent operation

Downloads

You might also be interested in:

To product family: [Catalog](#)

